



LEOPARD | 40

# LEOPARD | 40

Designer/Builders Robertson & Caine and Naval Architects Simonis-Voogd have set a new standard for contemporary cruising catamarans with the launch of the Leopard 40. The innovative interior layout, increased volume in the hulls, and expanded windows and doors that blur the lines between inside and out combine to make the interior space feel like a larger yacht.

An innovative, contemporary catamaran











Taking into consideration customer and owner feedback, the latest model of the Leopard 40 now features an exciting new configuration.

The redesigned aft cabins now boast semi-island berths, access steps, concealed strip lighting under shelves, berths, and ceiling fixtures as well as more overall space. The owner suite desk and storage units were intelligently rearranged within the suite to allow for a more refined layout.



You can customize your Leopard 40 with a choice of interior and exterior coloring as well as an extensive list of options and equipment from industry-leading suppliers to suit your needs underway, crossing oceans, on the dock or at anchor.



# CRAFTSMANSHIP

---

## Attentive experiential design

From the full hardtop over the cockpit and hard bimini over the helm station, both with integrated LED lights, to the clear and uncluttered deck with flush hatches and well located grab handles, sail controls, and helm, every aspect of this yacht is meticulously designed for comfort, safety, and the blue water lifestyle.

The raised helm station offers expansive visibility and is easily accessed from the cockpit and side deck. The standard electric halyard winch and all lines within reach at the helm make short-handed yacht control very manageable.

The large teardrop shaped, smoke-grey tinted saloon windows and rectangular side windows give this yacht the very modern look consistent with the contemporary Leopard line. The Leopard 40's expansive forward window and access door further increase the natural light that these windows provide to the interior space.









# INTERIOR

A new standard for  
comfort

The increased volume in the hulls in the Leopard 40 reflects discernably in the size of the cabins and berths. The yacht is available with either a 3 or 4 cabin layout, both providing excellent comfort with double berths and storage lockers in all cabins.

The 3 cabin layout features two guest cabins in the port hull and a spacious head complete with stall shower.



The starboard hull is entirely dedicated to the luxurious owner's suite with a spacious master cabin aft, a vanity table/desk, multiple extra storage spaces, and a sliding entry door to maximize space. A private head with large separate shower compartment stands in the forward section of the hull.

The light blonde interior design shows well in the owner and guest cabins alike, adding to the feeling of ample space.







# COMFORT

## A reinvented saloon and galley

The Leopard 40 has truly realized the fusion of indoor and outdoor living space. The nearly 360° views from the saloon become possible with the introduction of the large forward window and access door, and the sliding windows and doors aft.

The modern galley boasts corian countertops, a stainless steel sink with single lever mixer faucet with pull-out spray, a two drawer, front-opening stainless fridge and freezer and a three burner stove top and oven.

The spacious interior dining area can seat up to eight guests comfortably, and the dining table can be converted to an optional double berth. With the sliding doors to the cockpit open, the indoor settee sits adjacent and accessible to the aft cockpit and the two areas become one.









# INNOVATION

---

## The Leopard Leap

Each new Leopard catamaran brings with it a new set of features that add to the comfort and sailing performance owners and guests enjoy aboard. The Leopard 40 is setting a new standard for interior layout

design with innovations that are sure to be carried forward in future design. These enhancements, combined with her blue water sailing capabilities, performance, and comfort create a catamaran that fits right into the Leopard family.





# SPECIFICATIONS





The Leopard 40 is available in either a 3 cabin, 2 head version, or a 4 cabin, 2 head version.


All layouts offer the option of additional storage, berth, or head in the forward hull.


The Leopard 40 Configurations



**WATER CAPACITY**  
206 US gal  
780 L

**FUEL CAPACITY**  
95 US gal  
360 L

**DISPLACEMENT**  
23,215 lbs  
10, 530 kg

**ENGINES**  
2 x Diesel  
29 hp

<b>LENGTH OVERALL</b> 39 ft 4in	<b>BEAM</b> 22 ft 1 in	<b>DRAFT</b> 4 ft 1 in	<b>LENGTH WATERLINE</b> 38 ft 1 in
------------------------------------	---------------------------	---------------------------	---------------------------------------







GLOBAL  
SUPPORT NETWORK

---



# LEOPARD

## CATAMARANS

[www.leopardcatamarans.com](http://www.leopardcatamarans.com)

The builder reserves the right to change or amend the contents of the document at any time without prior notification to any third party, and no liability will be accepted for errors contained within the same. Brochure and photography may include optional equipment.



SAIL

**LEOPARD**

40 | 45 | 50 | 58

[www.leopardcatamarans.com](http://www.leopardcatamarans.com)